



The Mayans

In Year 6 we are going to study the Mayan civilization. Below are some facts to help you with the tasks which we have set you.

The Mayans were an ancient civilization. Their lives were interwoven with their beliefs about their Gods.

Although they were an ancient civilisation, they built wonderous structures, forming elegant cities. They also developed their own writing and alphabet. In Britain people were also developing skills- this period being known as the Stone Age. As part of your studies we are asking you to compare the two very different civilisation- The Mayan people & The Stone Age people.



Mayan Gods

The Mayans worshipped many gods. Mayan gods could change themselves into human and animal shapes. Priests performed ceremonies to keep the gods happy. The Mayans thought the world was divided into three parts; the Heavens, the Earth and the Underworld which were linked together by a giant World Tree. The Mayan kings were thought to become gods after death. Itzamna was the most important god. He was the god of fire who created the Earth. He was the ruler of heaven as well as day and night. It is thought his name meant 'lizard house'. Kimi was the god of death. He was shown as a skeleton often with black spots to show decay.



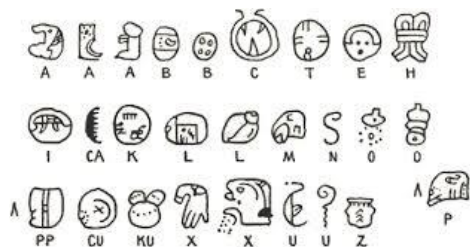

Mayan Civilisation & Cities



The Maya erected hundreds of cities in the rainforests of Mesoamerica (the region of Mexico and central America they occupied). See left for a map showing the location of the Mayan civilization. These cities were designed in a similar pattern. There was a palace for the ruler, a square for the market place and several giant stone pyramids. Chichen Itza was one of the most important

some of the buildings from this great city:






Alphabet

Mayan Writing &

The Maya created a writing system using symbols called 'glyphs' which there were 700 of. Each symbol or glyph represented a word or sound. Glyphs were carved on stone slabs called 'stelae'.



The Maya also created books known as codices. These were made of soft bark and folded like a fan.

Having fun playing ball !

Strangely enough although an ancient civilisation, the Maya loved to play a ball game. This ancient game was called 'pitz'. It was played with a rubber ball in an enclosed arena, which was often the central area for the city. The arena had high walls with areas above for spectators.



Masks and Headdresses

Mayans wore masks for different reasons.

Event masks were vibrant and colourful. The masks represented animal spirits.

Death masks were made out of stone. These were to protect the wearer on the way to the Underworld.

Here are some ideas to help you create a mask of your own.



shutterstock.com • 142490095

We hope you have fun learning about our new topic.

Miss Toft, Mrs Farooq & Mr Plant



Summerbank Primary Academy Home Learning Menu
Summer 2020

Year Group: Year 6

Unit: Mayans

Term: Summer

Daily expectations		
<p>Reading your school reading book or any book of your choice. Spelling year 5/6 word list spelling practise –see back of homework books or see Spelling Shed and Twinkl links. Maths – daily multiplication tables, work on revision guides and practise papers. Reading – work on different texts within the revision guide. Grammar – work on the practise papers booklet</p>		
Added extras		
<p>Please encourage your child to complete as many of the activities from the menu. However, these need to be paced to ensure children do not rush their learning. Homework is to be recorded in their homework books as provided. However, if your child wishes to complete their learning through other means e.g. use of PowerPoint, Word, drawings or models then please save these items and upon return we will ask for them to be sent into school. We will then celebrate their learning together as a class.</p>		
Read it	Research it	Write it
<ul style="list-style-type: none"> • Read your school books. • Read magazines, recipes, annuals or anything else that you enjoy. • https://www.twinkl.co.uk/resource/t2-h-4340-the-ancient-maya-ebook • http://maya.nmai.si.edu/the-maya/maya-world • Free books to download http://www.megamousebooks.com/downloadpage.html www.booktrust.org.uk https://home.oxfordowl.co.uk/books/free-ebooks/ 	<ul style="list-style-type: none"> • Find out about the different buildings in Chichen Itza • Research Mayan Gods e.g. Kimi, Itzamna • Find out about the Maya writing systems • Record any facts you find out about the Maya civilisation. • Research ball sports in Maya time 	<ul style="list-style-type: none"> • Write a secret message using the Mayan alphabet • Create a tourist leaflet on Chichen Itza. • Create a fact file on a Maya God or write a description on two gods of your choice (Name, meaning of name, God of? appearance, interesting facts) • Compare the Mayans to Stone Age Britain. • Write a dairy entry from the viewpoint of an adult or child living during the Mayan time.
Practise it	Draw it	E-learn it
<ul style="list-style-type: none"> • Practise using maths and grammar vocabulary using the resources. • Practise joined handwriting (if this is something you are working on) • Practise multiplication tables and spellings • Continue practising your reading 	<p>Draw a Maya God. Can you draw two logograms and write down their meanings? Draw a map of Central America- Use a map or atlas to find and label the following countries on your map: Belize, Costa Rica, El Salvador, Guatemala, Honduras, Nicaragua and Panama.</p> <ul style="list-style-type: none"> • Now use a map or atlas to find and label the following Maya cities: Coba, Copan, Tikal, Tulum, Xunantunich, Chichen Itza, Uxmal, Palenque and Calakmul. 	<ul style="list-style-type: none"> • Log on to TT rock Stars and practise your times tables. • https://www.bbc.co.uk/bitesize/primary • https://www.spellingshed.com/en-gb • https://myminimaths.co.uk/ • https://www.topmarks.co.uk/ • https://www.timestables.co.uk/ • https://www.twinkl.co.uk/resource/t2-h-4340-the-ancient-maya-ebook • Purple Mash



Summerbank Primary Academy Home Learning Menu
Summer 2020

		<ul style="list-style-type: none">• Check your class page for other useful websites.
Share it	Say it	Learn it
<ul style="list-style-type: none">• Can you create a video of you completing your Karate moves, dance moves, poetry to share when we are back at school?• Take a photo of your cross stitch, knitting, baking, keep-up football skills.• Share favourite jokes with your family• Share time as a family e.g play a board games , play charades, eat together, share the chores , plant some seeds- gardening	<ul style="list-style-type: none">• Prepare a 5-minute talk - Maya are a Stone Age society – how similar and how different are they to Stone Age Britain?• Prepare a TV Broadcast based on Mayan topic of your choice e.g Ball sports, education, Gods	<ul style="list-style-type: none">• Can you teach yourself a new skill?• Is there something that you have always wanted to be able to do, but find really tricky? Try to improve your skills for a short time on a daily basis• Learn all multiplication tables with corresponding division facts
Feel it	Sing it	Design / Create it



Summerbank Primary Academy Home Learning Menu
Summer 2020

<ul style="list-style-type: none">• Focus on how you are feeling. Always share your feelings with others.• Follow some of the 'Cosmic Yoga' episodes on You Tube.• Join P.E with Joe Wicks workout on YouTube everyday• Create your own exercise routine e.g mixing running with a series of exercises such as jumping jacks, squats, lunges, running up and down stairs• Try some Zumba https://www.youtube.com/watch?v=ymigWt5TOV8 https://www.youtube.com/watch?v=FP0wgVhUC9w• Learn some dance moves- Dancing with Oti Mabuse https://www.youtube.com/channel/UC58aowNEXHHnflR_5YTtP4g https://www.youtube.com/watch?v=Ojblhvzvjsk https://www.youtube.com/watch?v=Vfx0Yh4w9KA	<p>Sing some of our favourite singing assembly songs</p> <p>https://www.youtube.com/playlist?list=PL76VLj2kf0V7bS90H-qjgdY6AC4iYEGIF</p> <ul style="list-style-type: none">• Learn the words to some of your favourite songs.• Try to write your own lyrics to the tune of your favourite song.	<p>Can you design your own Maya alphabet creating your own logograms?</p> <p>Maya Masks The Maya made many different masks. Some were created to represent gods, some showed faces of snakes and other animals. You could use a balloon and papier-mâché to make a 3D mask with a mosaic or animal design.</p> <p>Pottery-The Maya made bowls out of clay to use for cooking as well as making ceremonial pots that had pictures or patterns on them. You could make your own clay pots using rolled out sausages of clay and building the base and sides from coils, smoothing the sidesPaint a design on it when dry.</p> <p>Jewellery- Create or draw your own Mayan jewellery and decorate with geometric patterns, animals, flowers, and carved out faces.</p> <p>Mayan Headdresses-Use card to make the basic shape and attach string to tie it on the head. Use feathers, paint, sequins and beads to decorate. Create your own filling for a tortilla wrap</p>
--------------------------------------------------------------------------------------------------------------------------------------------------------------------------------------------------------------------------------------------------------------------------------------------------------------------------------------------------------------------------------------------------------------------------------------------------------------------------------------------------------------------------------------------------------------------------------------------------------------------------------------------------------------------------------------------------------------------------------------------------------------------------------------------------------------------------------------------------------------------------------------------------------------------------------------------------------------------------------------------------------------------------------------------------------------------------------------	---------------------------------------------------------------------------------------------------------------------------------------------------------------------------------------------------------------------------------------------------------------------------------------------------------------------------------------------------------------------------------------------------------------	--------------------------------------------------------------------------------------------------------------------------------------------------------------------------------------------------------------------------------------------------------------------------------------------------------------------------------------------------------------------------------------------------------------------------------------------------------------------------------------------------------------------------------------------------------------------------------------------------------------------------------------------------------------------------------------------------------------------------------------------------------------------------------------------------------------------------------------------------------------------------------------------------------------------------------------------------------------------------------